

# Mono S4 Halfcut | Innovation Powerline

420 W / 425 W / 430 W

The S4 Innovation Powerline is our double-glazed classic with proven quality and top performance. Thanks to its transparent appearance, the module looks almost black and is particularly popular for pitched roofs in the residential sector, for example. Double glass module with bifacial monocrystalline N-Type/ TOPCon technology as a half cell.

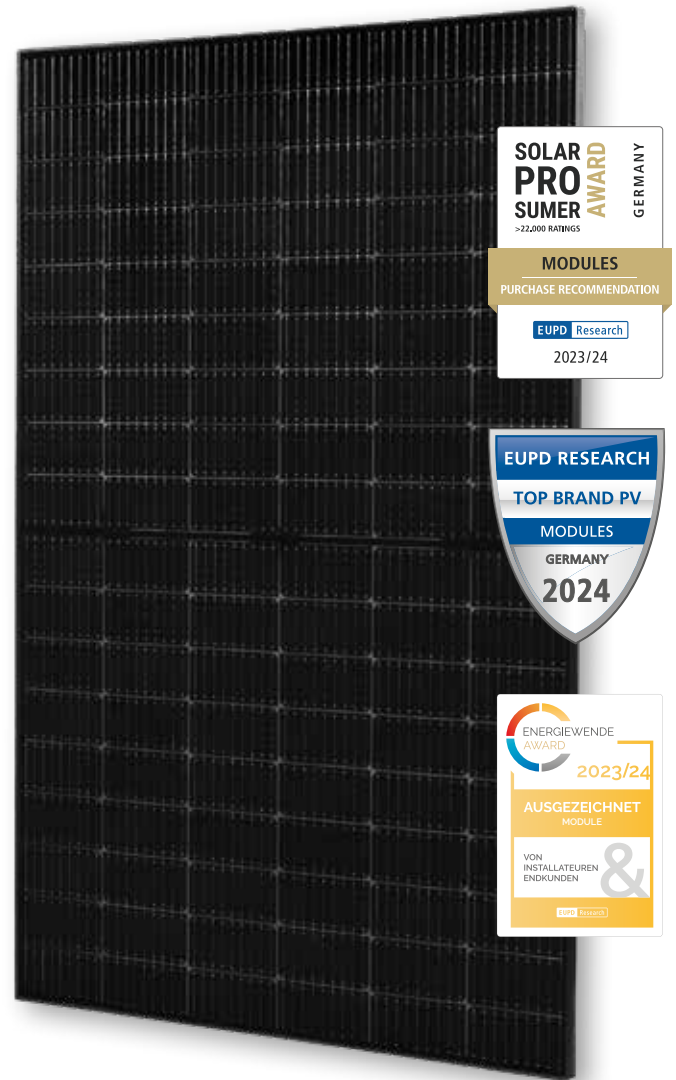
Especially suitable for:



Residential



Commercial



## Half-cell module

Two-part cell for more efficiency, more safety and more reliability



## Transparent

Transparent double glass solar module



## Glass cover

Resistant to ammonia & salt spray  
Highly transparent, self-cleaning glass



## Fire protection glass A

Best possible fire protection certification for solar modules with German TÜV certificate.



## German warranty

30-year guarantee on the product and 30 years on the module performance



## Bifacial cell

Transparent cell with additional energy on the back of the cell



## N-type technology

TopCon solar module with N-Type technology for even more peak performance



## Area utilisation factor

220 W/m<sup>2</sup> at 430 W. Better comparability through watt output per square metre



## Multibusbar technology

Higher performance, greater reliability and higher (electrical) load capacity



## Low-light behaviour

Outstanding performance even under low light conditions

# Mono S4 Halfcut | Innovation Powerline

420 W / 425 W / 430 W

## Electrical data under STC (Standard Test Conditions: 1000 W/m<sup>2</sup>, 25 °C, AM 1.5)

Parameter	Symbol	420 W	425 W	430 W
Rated power	$P_{max}$	420 W	425 W	430 W
Sorting limits of performance		0/+3 %	0/+3 %	0/+3 %
Voltage	$U_{MPP}$	31.91 V	32.22 V	32.49 V
Open circuit voltage	$U_{OC}$	37.58 V	37.75 V	38.07 V
Current	$I_{MPP}$	13.16 A	13.19 A	13.24 A
Short-circuit current	$I_{SC}$	13.93 A	13.99 A	14.00 A
Efficiency		21.50 %	21.80 %	22.00 %

## Temperature data

Operating temperature		- 40° C ~ + 85° C
Nominal operating cell temperature		42° C ± 2° C
Power temperature coefficient	$T_K (P_{MPP})$	- 0.300 %/°C
Voltage temperature coefficient	$T_K (U_{OC})$	- 0.250 %/°C
Current temperature coefficient	$T_K (I_{SC})$	0.045 %/°C

## Further information

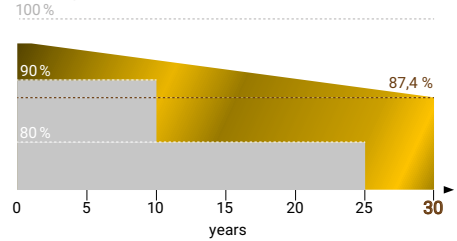
Number of cells	108 N-Type bifacial monocrystalline half cells (6 x 18)
Cell size	182 x 182 mm
Module dimensions	1722 x 1134 x 30 mm
Type of Frame	black anodized aluminium alloy
Max. system voltage	1500 V
Reverse current loading capability	30 A
Glass thickness	Frontside/Backside: 2.0 mm/2.0 mm
Weight	approx. 23.7 kg
Module connection	MC4 or similar, 4.0 mm <sup>2</sup> , cable length: (+) ≥ 1200 mm, (-) ≥ 1200 mm
Junction box rating	IP68
Allowable Hail Load	50 mm iceball with velocity of 32,2 m/s
Snow load	5400 Pa $\hat{=}$ 550 kg/m <sup>2</sup>
Fire class	A according to IEC standard 61730-2 (UL 790, UL 1703)

30 years product warranty, 30 years linear performance warranty according to our additional warranty conditions for solar power modules of the "Mono S4 Halfcut Innovation Powerline" product series, which we will gladly send you. Due to the tolerance of the anti-reflective coating, colour differences in the solar modules may occur. Subject to technical modifications with corresponding follow-up certifications. Errors excepted. Illustration similar.

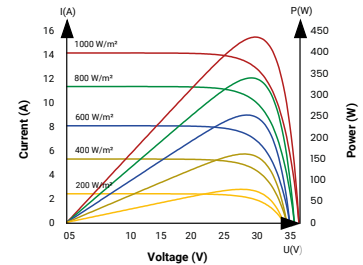
## Logistic

Dimension pallet (L/W/H)	177/114/125 cm
Weight pallet	approx. 883 kg
Modules per pallet	36
Modules per truck	1008
Modules per Container [40' HC]	936

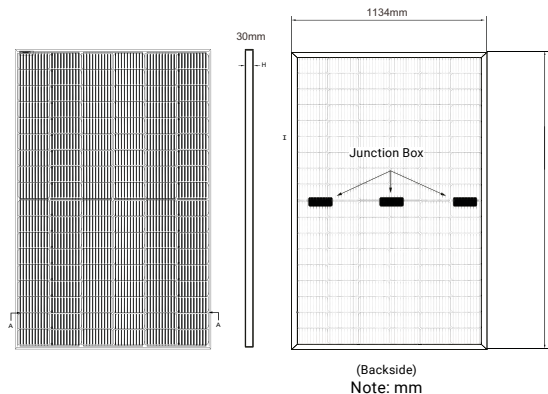
## Module performance



■ Linear performance warranty for Double-Glas Solar Modules  
 ■ Standard tiered warranty



### Mono S4 HC V XXX BF-DG (half cell module)



Note:  
Ensure correct polarity!

Your specialist dealer:

**Solar Fabrik GmbH**  
 Hermann-Niggemann-Str. 7-9  
 63846 Laufach  
 Germany

+49 (0)6093 20770-0  
 info@solar-fabrik.de  
 www.solar-fabrik.de